

NYLX / Datatrac: Bi-Directional Interface

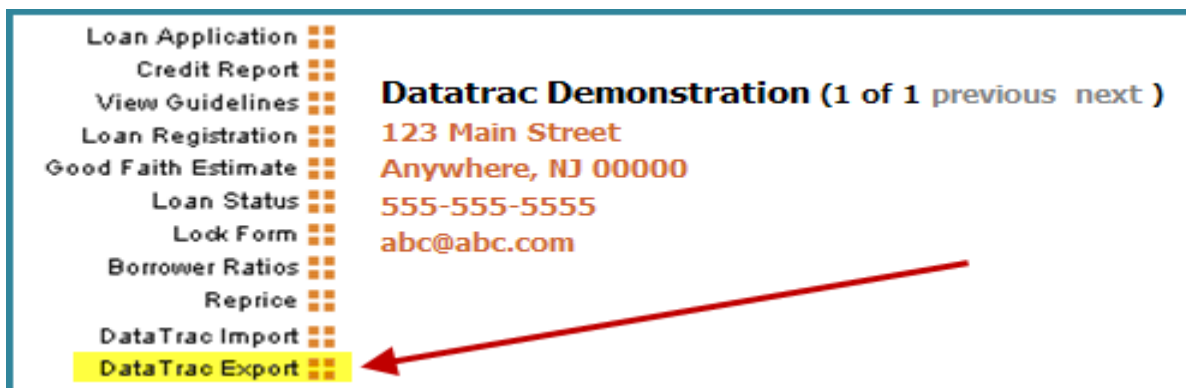
NYLX has created a bi-directional interface with Delmar Datatrac which can be configured in a number of ways to better fit each customer's business process.

The NYLX integration feeds directly into the Datatrac Database, for those customers who use WebTrac – this information will be immediately available through WebTrac once it is exported from NYLX.

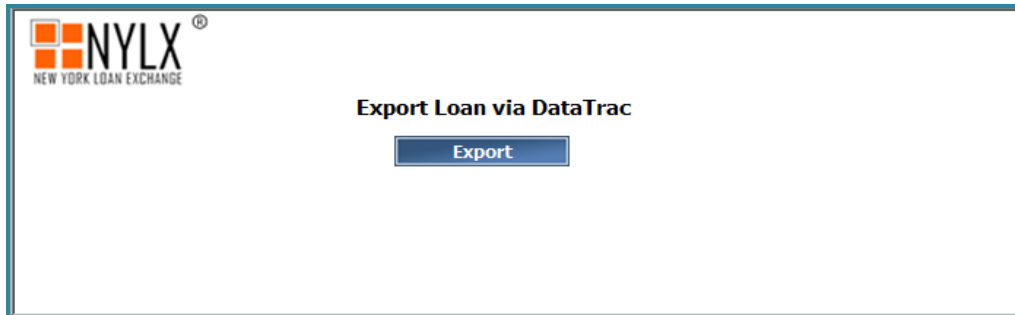
Option 1: Allow Originator to choose when to export files to Datatrac.

If this user role is activated, the user will have the option to Export to Datatrac after they have fully priced out a loan scenario.

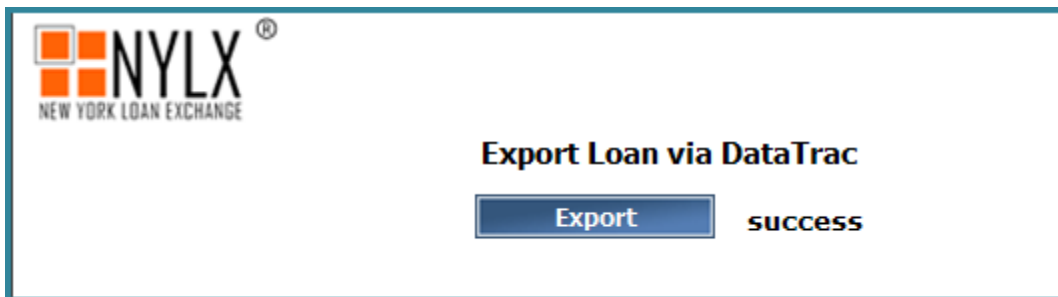
Step1: Click Datatrac Export Link



Step 2: Click the Export Button in the action box



Step 3: User will see a “Success” message that the file has been transmitted to Datatrac.



If this user role is not activated, then the link to Export to Datatrac is not visible to the originator.

Step 4: Datatrac is updated

General Information

Borrower	DEMONSTRATION	Loan #	2045155	Status	REGISTERED
First Name	DATATRAC	Link #		Submitted	
Originator Type	BROKER	SSN	555-55-5555	Est. Closing	
Originator					
Office	CORPORATE				
LO/Rep		Broker L/O			
Processor		Other Contact			

Property Information

Address #		Street Name			
City		State	NJ	Zip	07866-

Loan Program Information

Loan Program	CF30F	CONF 30 YR FIX	Loan Term	360	Prepay	NO	
Program Details	FIXED	CONV	CONFORMING	Amort Term	360	Buydown	

Loan Information

Loan Purpose	PURCHASE	Interest Rate	5.000%	Lien	1ST
Purpose Of Refi		Base Factor		Cash Out	NO
Property Type	SFR	Base Loan Amount		Impounds	NO
Occupancy	YES	Note Loan Amount	360,000	LTV	80.000%
Documentation	FULL	Purchase Amount	450,000	CLTV	80.000%
		Appraised Value	450,000	HCLTV	80.000%

Pricing Information

Interest Rate	5.000%	Days	30
Priced			
Rate Sht	99.550000		0.450000
Total Buy Adjustments			
Net Buy	99.550000		0.450000
SRP			0.000000
Margin			

Lock Information

Locked	
By	
Expires	
<input type="checkbox"/> Mandatory	
Investor	CitiMortgage
Trade #	
Trade Due	
Security/Pool	
Commit Type	

Borrower Info

Loan Program Data - matching to Datatrac Program Codes

Loan Scenario Information

MKT
UND
DOC
FUN
ACT
NS
SRV

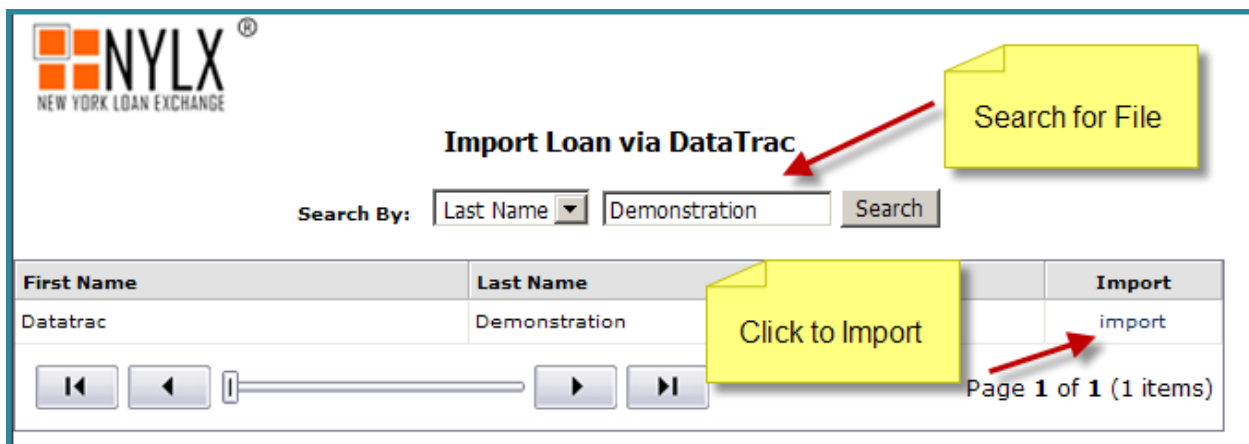
Option 2: Allow Originator to import files from Datatrac, price the file, and then export the updated information to the file already in Datatrac.

Step1: Click Datatrac Import Link



A screenshot of a web application menu. The menu items are: Loan Application, Credit Report, View Guidelines, Loan Registration, Good Faith Estimate, Loan Status, Lock Form, Borrower Ratios, Reprice, DataTrac Import, and DataTrac Export. The 'DataTrac Import' item is highlighted in yellow. A red arrow points from the right towards the 'DataTrac Import' link. To the right of the menu, the text reads: 'Datatrac Demonstration (1 of 1 previous next)', '123 Main Street', 'Anywhere, NJ 00000', '555-555-5555', and 'abc@abc.com'.

Step 2: Search for the file and then click the Import link to bring the file into your NYLX account. Note: Users only have access to those loan files that are in their pipelines in Datatrac/Webtrac.

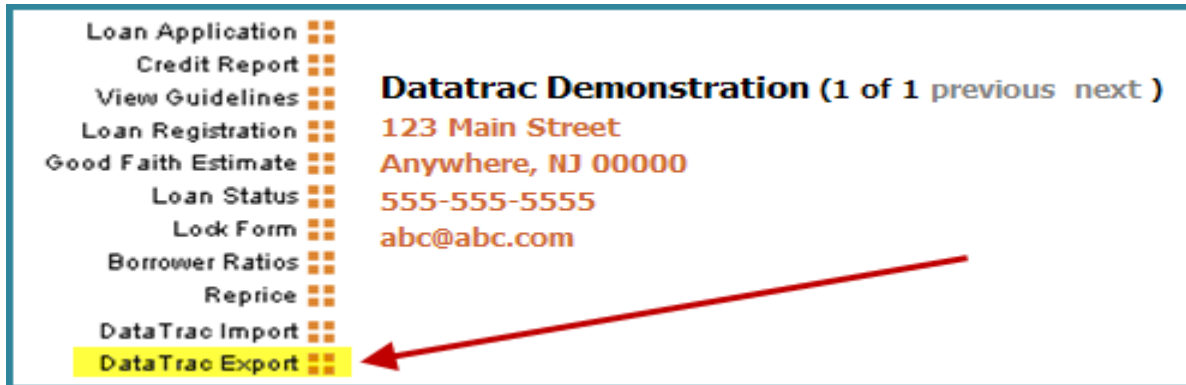


A screenshot of the 'Import Loan via DataTrac' search interface. The NYLX logo is in the top left. The title 'Import Loan via DataTrac' is centered. Below it is a search form with 'Search By:' followed by a dropdown menu set to 'Last Name', a text input field containing 'Demonstration', and a 'Search' button. A yellow callout box labeled 'Search for File' has a red arrow pointing to the search input field. Below the search form is a table with the following data:

First Name	Last Name	Import
Datatrac	Demonstration	import

A yellow callout box labeled 'Click to Import' has a red arrow pointing to the 'import' link in the table. Below the table are navigation controls (back, forward, search) and a pagination indicator 'Page 1 of 1 (1 items)'.

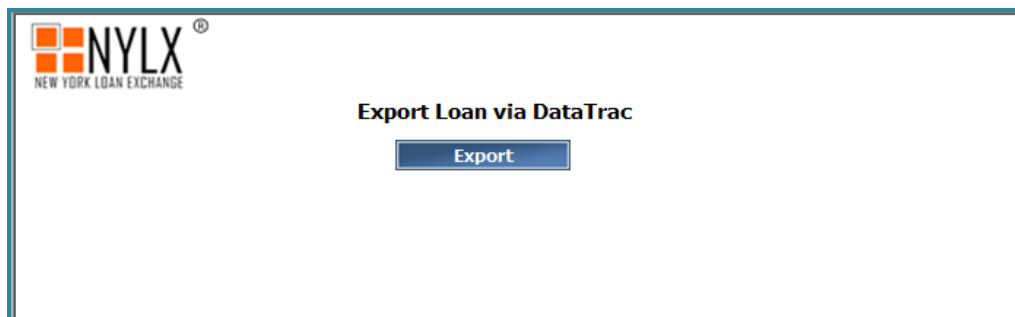
Step 3: After Pricing the file the user can click the Export to Datatrac and the information will update to the existing file in Datatrac (A NEW file will not be created in this scenario).



A screenshot of a web application menu. On the left, a list of menu items is shown, each with a small orange grid icon to its right. The items are: Loan Application, Credit Report, View Guidelines, Loan Registration, Good Faith Estimate, Loan Status, Lock Form, Borrower Ratios, Reprice, DataTrac Import, and DataTrac Export. The 'DataTrac Export' item is highlighted with a yellow background. A red arrow points from the right side of the menu towards the 'DataTrac Export' item. To the right of the menu, the text 'Datatrac Demonstration (1 of 1 previous next)' is displayed in bold. Below this, contact information is listed: '123 Main Street', 'Anywhere, NJ 00000', '555-555-5555', and 'abc@abc.com'.

Loan Application	☐☐
Credit Report	☐☐
View Guidelines	☐☐
Loan Registration	☐☐
Good Faith Estimate	☐☐
Loan Status	☐☐
Lock Form	☐☐
Borrower Ratios	☐☐
Reprice	☐☐
DataTrac Import	☐☐
DataTrac Export	☐☐

Datatrac Demonstration (1 of 1 previous next)
123 Main Street
Anywhere, NJ 00000
555-555-5555
abc@abc.com



A screenshot of a dialog box titled 'Export Loan via DataTrac'. In the top left corner, the NYLX logo is displayed, consisting of three orange squares followed by the text 'NYLX' and 'NEW YORK LOAN EXCHANGE' below it. The main text of the dialog is 'Export Loan via DataTrac'. Below this text is a blue button with the word 'Export' written on it.

NYLX
NEW YORK LOAN EXCHANGE

Export Loan via DataTrac

Export

If this user role is not activated, then the link to Import from Datatrac is not visible to the originator.

Option 3: Auto export files to Datatrac when a lock is submitted in NYLX.

Using this option the Originator cannot choose when to export files to Datatrac. Instead when a lock is submitted from within the NYLX system, the loan data is automatically updated to Datatrac.

Step 1: Submit Lock



Step 2: Datatrac is updated

A screenshot of a loan application form with several sections and callouts:

- General Information:** Borrower: DEMONSTRATION, Loan #: 2045155, Status: REGISTERED, First Name: DATATRAC, Originator Type: BROKER, SSN: 555-55-5555. A yellow callout "Borrower Info" points to the "Link #" field.
- Property Information:** Address #, Street Name, City, State: NJ, Zip: 07866. A yellow callout "Loan Program Data - matching to Datatrac Program Codes" points to the "Loan Program" field.
- Loan Program Information:** Loan Program: CF30F, CONF 30 YR FIX, Loan Term: 360, Prepay: NO, Program Details: FIXED, CONV, CONFORMING, Amort Term: 360, Buydown.
- Loan Information:** Loan Purpose: PURCHASE, Interest Rate: 5.000%, Lien: 1ST, Purpose Of Refi, Base Factor, Cash Out: NO, Property Type: SFR, Base Loan Amount, Impounds: NO, Occupancy: YES, Note Loan Amount: 360,000, LTV: 80.000%, Documentation: FULL, Purchase Amount: 450,000, CLTV: 80.000%, Appraised Value: 450,000, HCLTV: 80.000%. A yellow callout "Loan Scenario Information" points to the "Loan Purpose" field.
- Pricing Information:** Interest Rate: 5.000%, Days: 30, Priced, Rate Sht: 99.550000, 0.450000, Total Buy Adjustments, Net Buy: 99.550000, 0.450000, SRP: 0.000000, Margin.
- Lock Information:** Locked, By, Expires, Investor: CMIMortgage, Trade #, Trade Due, Security/Pool, Commit Type.

A vertical sidebar on the right contains the letters: M, K, T, U, N, D, D, O, C, F, U, N, A, C, T, N, S, S, R, V, Y.

If you have any questions on this integration or any other NYLX product or integration, please contact:

Alicia DeArmas

Vice President Client Relations

adearmas@nylx.com

John Vernazza

Director of Sales

johnv@nylx.com

General NYLX Information

866-557-6959

nylxinfo@nylx.com